




BCS PTO LEVER POSITIONS—POST-1994 TRACTORS WITH
TAPER-3-JAW PTO



TRACTOR IN “FRONT PTO” MODE (FOR MOWING);
PTO LEVER IN DISENGAGED POSITION



TRACTOR PTO LEVER STILL **NOT** FULLY ENGAGED...THIS IS ONLY THE “FIRST CLICK” IN IT’S POSSIBLE MOVEMENT. IN THIS POSITION, IT **WILL** POP OUT OF GEAR UNDER LOAD AND EVENTUALLY DAMAGE THE PTO ENGAGEMENT GEARS IN THE TRANSMISSION.



PTO LEVER **FULLY ENGAGED**. NOTE: THERE IS ONLY ABOUT 1/8” (OR LESS) SPACE BETWEEN PLASTIC KNOB ON PTO LEVER AND ROLLER ON REVERSE LINKAGE.
USE THE CLUTCH WHENEVER SHIFTING THE PTO OR WHEEL SPEED / DIRECTION!!!!!!